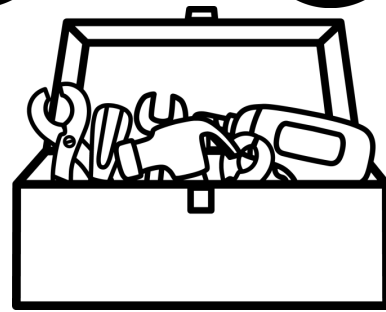




Grade
1-2

Community Helper Construction Workers



Community Helper Construction Workers

Grade 1 & 2 can learn about community helper

Construction Workers it part of social studies.

About Construction Workers

Fill My Tools Boxes page 1 -2 cut and paste
Construction Workers question and answer.

Colour The Construction Worker

Draw A House

Label The Vehicles

Label The Tools

Label The Worker

I Am A

Label The Digger

Label The Bulldozer

Label The Dump Truck

Label The Concrete Mixers

Tools

About Construction Workers

Construction Workers are important because they build houses that we live in, and they fix the highways and roads.

Construction Workers have a lot of gear. Small tools and big machines help them build.

Construction Workers wear special gear' hard hats, safety glasses, tool belts, and gloves to protect them from getting hurt.

Construction Workers also wear a tool belt that carries tool supplies.

Construction Workers use other big and small machines to help them build.

Construction Workers use dump trucks, diggers, loaders, and bulldozers are all types of construction vehicles.

These big machines help to build roads, bridges, tunnels, and tall buildings.

Some construction vehicles carry building materials.

Others have tools for digging, lifting, and pushing.

Diggers

Digging machines, or Excavators', work by pushing a metal bucket into the ground so that it fills with dirt.



Loaders

A loader scoops up dirt in a big, wide bucket. Then the bucket is lifted over a truck and, the dirt is tipped into it.



Concrete Mixers

Construction Worker needs a lot of concrete. Concrete is made' by mixing sand, stones, and cement with water.

Once the sloppy mixture has been poured, it sets as hard as a rock.



Concrete is brought to the construction site by mixer trucks. The concrete is carried in a big drum, which keeps turning to stop the cement from setting hard.

Bulldozers

Bulldozers are big, powerful machines that are used to move dirt and rubble. A blade at the front of a bulldozer scrapes up the dirt and pushes it along in front.



Bulldozers are used to clear the land to make it ready for building. They can flatten a big area very quickly.

Road builders

Before a road can be built, the ground has to be made very flat.

Bulldozers and machines called scrapers, and

graders are used to flattening the area.



Dump Truck

Before building work can begin on a construction site, huge piles of dirt and rubble may


need to be shifted. Dump trucks and tipper trucks do this work. Big trucks also

deliver sand, gravel, bricks, and other building materials to the construction site.




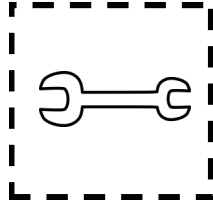
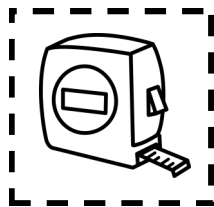


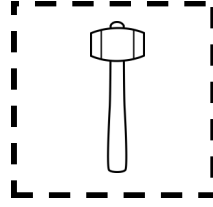


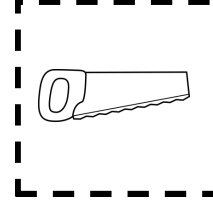
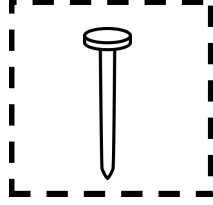
Fill My Tools Boxes

- Cut out the label on page 2 and past them in the tools boxes.
- Colour the tools




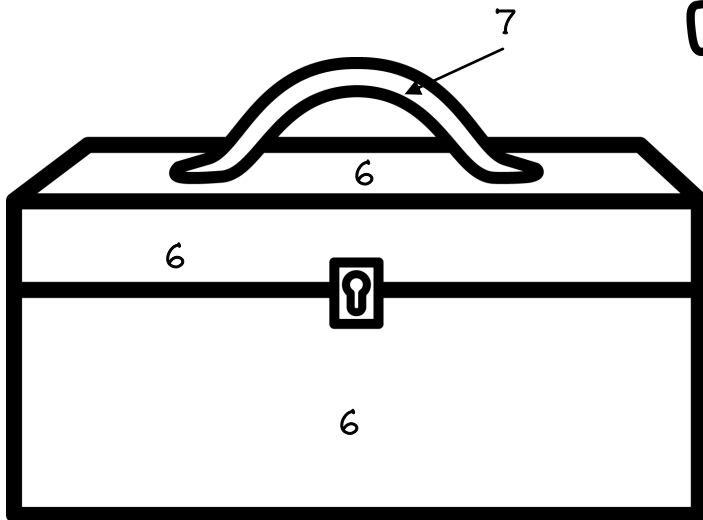
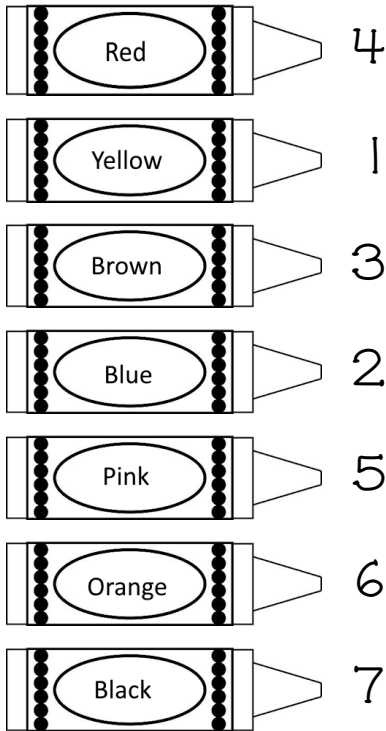
Fill My Tools Boxes

- Cut out the label below and paste them in the tools boxes on page 1.
- Colour the tools





Colour Construction Workers

Colour the construction workers.




Draw A House

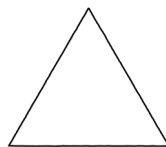
Draw a picture of a house using 2D shapes below.




Square



Rectangle



Triangle



Circle

Label The Vehicles

- Label the construction worker's vehicles using the word bank below.
- Colour the vehicles.


Word Bank


Digger


Concrete Mixers


Bulldozer

Dump Trucks








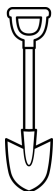

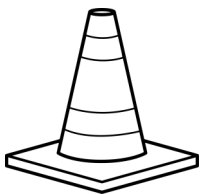
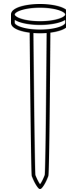




Label The Tools

Label the tools using the word bank below and colour the pictures.

Word Bank

drill hammer safety hat saw screw
shovel sign stop pylon nail screwdriver
barricade sign construction




Label The Worker

Label the worker using the word bank below and colour the worker.

Word Bank


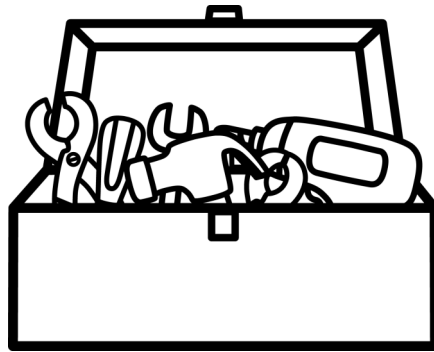

safety hat vest safety boots tools

tools belt builder pants



Colour the builder, tools box and dump truck.

I am a



Read and fill in the missing word using the word bank below.

Word Bank

safe

roads

bridges

broken

They keep us _____ by making sure
our _____ and _____ are
not _____

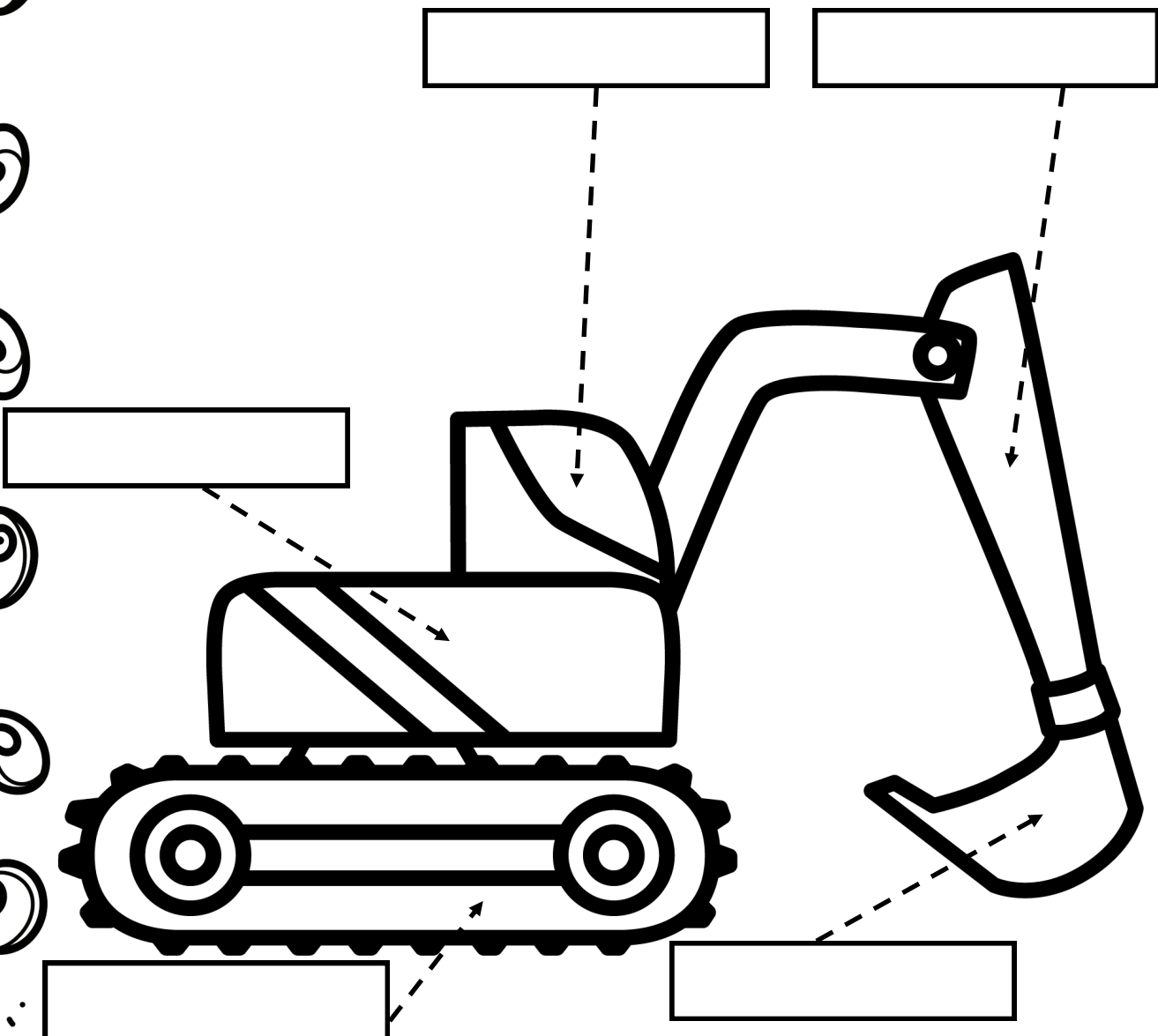
Label The Digger

Label the digger using the word bank below and colour the digger.

Word Bank

digging bucket arm tracks wheel

cab truck




Label The Bulldozer

- Label the bulldozer using the word bank below and colour the bulldozer.

Word Bank

cab truck blade tracks wheel



Label The Dump Truck

- Label the dump truck using the word bank below and colour the dump truck.


Word Bank

truck

cab

wheel

bed



Label The Concrete Mixers

Label the concrete mixers using the word bank below and colour the concrete mixers.

Word Bank


chute

cab

drum

wheel

truck



Tools

- Circle the construction workers tools belonging.
- Colour the construction workers and tools.

