





# Fall Place Value Tens and Ones Cut and Paste Booklet

Name: \_\_\_\_\_

	tens	ones
	1	5



# Fall Place Value 1

- Count tens and ones to make a match.
- Cut and paste to match.
- Colour the picture.

A place value chart with a circle for the number. The tens column has one vertical bar of 10 boxes, and the ones column has nine individual boxes. Below the chart is a scarecrow and three pumpkins.

A place value chart with a circle for the number. The tens column has three vertical bars of 10 boxes each, and the ones column has one individual box. Below the chart is a tree and three pumpkins.

A place value chart with a circle for the number. The tens column has four vertical bars of 10 boxes each, and the ones column has one individual box. Below the chart is a tree and three pumpkins.

A place value chart with a circle for the number. The tens column has two vertical bars of 10 boxes each, and the ones column has nine individual boxes. Below the chart is a scarecrow and three pumpkins.

19

31

29

41

Directions:  
Cut out circle numbers  
label paste them in tens  
and ones boxes.

# Fall Place Value 2

- Count tens and ones to make a match.
- Cut and paste to match.
- Colour the picture.

A place value mat with a large empty circle at the top left. Below it is a scarecrow. To the right is a vertical column of 10 boxes (tens) and two separate boxes (ones). Below the mat are three pumpkins.

A place value mat with a large empty circle at the top left. Below it is a scarecrow. To the right is a vertical column of 10 boxes (tens) and one separate box (ones). Below the mat are three pumpkins.

A place value mat with a large empty circle at the top left. Below it is a scarecrow. To the right is a vertical column of 10 boxes (tens) and six separate boxes (ones) arranged in two rows of three. Below the mat are three pumpkins.

A place value mat with a large empty circle at the top left. Below it is a scarecrow. To the right is a vertical column of 10 boxes (tens) and eight separate boxes (ones) arranged in three rows (two of three, one of two). Below the mat are three pumpkins.

11

18

16

12

Directions:  
Cut out circle numbers  
label paste them in tens  
and ones boxes.

# Fall Place Value 3

- Count tens and ones to make a match.
- Cut and paste to match.
- Colour the picture.

A place value chart with a circle for tens and a box for ones. The tens box contains one vertical bar of 10 squares, and the ones box contains four small squares. Below the chart are three pumpkins and a scarecrow.

A place value chart with a circle for tens and a box for ones. The tens box contains two vertical bars of 10 squares each, and the ones box contains two small squares. Below the chart are three pumpkins and a tree.

A place value chart with a circle for tens and a box for ones. The tens box contains five vertical bars of 10 squares each, and the ones box is empty. Below the chart are three pumpkins and a tree.

A place value chart with a circle for tens and a box for ones. The tens box contains seven vertical bars of 10 squares each, and the ones box contains four small squares. Below the chart are three pumpkins and a scarecrow.

74

15

22

50

Directions:  
Cut out circle numbers  
label paste them in tens  
and ones boxes.

# Fall Place Value 4

- Count tens and ones to make a match.
- Cut and paste to match.
- Colour the picture.

A place value chart with a circle for the number. Below it is a scarecrow and three pumpkins. The chart contains six tens rods and nine ones units.

A place value chart with a circle for the number. Below it is a scarecrow and three pumpkins. The chart contains three tens rods and four ones units.

A place value chart with a circle for the number. Below it is a scarecrow and three pumpkins. The chart contains six tens rods and six ones units.

A place value chart with a circle for the number. Below it is a scarecrow and three pumpkins. The chart contains three tens rods and no ones units.

19

34

66

30

Directions:

Cut out circle numbers  
label paste them in tens  
and ones boxes.

# Fall Place Value 5

- Count tens and ones to make a match.
- Cut and paste to match.
- Colour the picture.

A place value chart with a circle for the number. The chart has a vertical column of 10 boxes on the left (tens) and three columns of 1 box each on the right (ones). The tens column is filled with 10 blocks, and the ones columns are filled with 8 blocks. Below the chart are three pumpkins and a scarecrow.

A place value chart with a circle for the number. The chart has a vertical column of 10 boxes on the left (tens) and three columns of 1 box each on the right (ones). The tens column is filled with 4 blocks, and the ones column is filled with 1 block. Below the chart are three pumpkins and a tree.

A place value chart with a circle for the number. The chart has a vertical column of 10 boxes on the left (tens) and three columns of 1 box each on the right (ones). The tens column is filled with 5 blocks, and the ones columns are filled with 6 blocks. Below the chart are three pumpkins and a tree.

A place value chart with a circle for the number. The chart has a vertical column of 10 boxes on the left (tens) and three columns of 1 box each on the right (ones). The tens column is filled with 7 blocks, and the ones column is filled with 4 blocks. Below the chart are three pumpkins and a scarecrow.

41

56

18

74

Directions:  
Cut out circle numbers  
label paste them in tens  
and ones boxes.

# Fall Place Value 6

- Count tens and ones to make a match.
- Cut and paste to match.
- Colour the picture.

A place value mat for the number 13. It features a large empty circle at the top left for a number label. Below it is a cartoon scarecrow. To the right of the scarecrow are three pumpkins. Further right is a tens box containing one vertical bar of ten small squares and a ones box containing three small squares.

A place value mat for the number 43. It features a large empty circle at the top left for a number label. Below it is a cartoon scarecrow. To the right of the scarecrow are three pumpkins. Further right is a tens box containing four vertical bars of ten small squares and a ones box containing three small squares.

A place value mat for the number 55. It features a large empty circle at the top left for a number label. Below it is a cartoon scarecrow. To the right of the scarecrow are three pumpkins. Further right is a tens box containing five vertical bars of ten small squares and a ones box containing five small squares.

A place value mat for the number 14. It features a large empty circle at the top left for a number label. Below it is a cartoon scarecrow. To the right of the scarecrow are three pumpkins. Further right is a tens box containing one vertical bar of ten small squares and a ones box containing four small squares.

13

55

43

14

Directions:


Cut out circle numbers  
label paste them in tens  
and ones boxes.

# Fall Place Value 1

- Make a match.
- Cut and paste to match.
- Colour the picture.


**13**

tens	ones




**19**

tens	ones




**15**

tens	ones



**11**

tens	ones



1	1	1	9
1	1	3	5

Directions:  
Cut out numbers label  
paste them in tens and  
ones boxes.




# Fall Place Value 2

- Make a match.
- Cut and paste to match.
- Colour the picture.


18

tens	ones




14

tens	ones




12

tens	ones



16

tens	ones



1	1	8	6
1	1	4	2


Directions:  
Cut out numbers label  
paste them in tens and  
ones boxes.

# Fall Place Value 3

- Make a match.
- Cut and paste to match.
- Colour the picture.


22

tens	ones




31

tens	ones




50

tens	ones



29

tens	ones



2	3	2	0
1	5	9	2


Directions:  
Cut out numbers label  
paste them in tens and  
ones boxes.

# Fall Place Value 4

- Make a match.
- Cut and paste to match.
- Colour the picture.


18

tens	ones




27

tens	ones




43

tens	ones



30

tens	ones



4	3	1	8
0	3	7	2


Directions:  
Cut out numbers label  
paste them in tens and  
ones boxes.

# Fall Place Value 5

- Make a match.
- Cut and paste to match.
- Colour the picture.


41

tens	ones




56

tens	ones




66

tens	ones



85

tens	ones



4	8	6	6
1	5	5	6


Directions:  
Cut out numbers label  
paste them in tens and  
ones boxes.

# Fall Place Value 6

- Make a match.
- Cut and paste to match.
- Colour the picture.

16


tens	ones



A scarecrow wearing a hat and overalls stands to the left of three pumpkins. The middle pumpkin has a smiling face and a small basket hanging from its stem.

34


tens	ones



A scarecrow wearing a hat and overalls stands to the left of three pumpkins. A cat is sitting between the two pumpkins on the right.

70


tens	ones



A scarecrow wearing a hat and overalls stands to the left of three pumpkins. The middle pumpkin has a turkey-like face with feathers.

92

tens	ones



A scarecrow wearing a hat and overalls stands to the left of three pumpkins. A bear is sitting between the two pumpkins on the right.

6

3

7

9

1

4








0



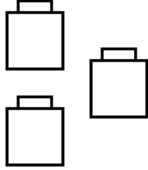




2



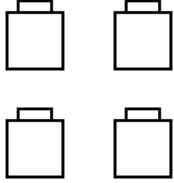




Directions:  
Cut out numbers label  
paste them in tens and  
ones boxes.



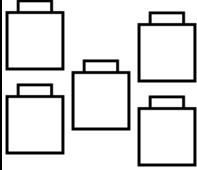




# Fall Place Value 1

- Count the base blocks.
- Cut and paste to match.
- Colour the picture.

	tens	ones	
			
			

	tens	ones	
			
			

	tens	ones	
			
			

	tens	ones	
			
			

15

13


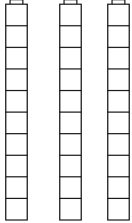

11





14


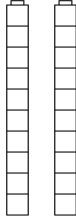
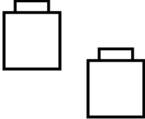
Directions:  
Cut out circle numbers  
label paste them in tens  
and ones boxes.





# Fall Place Value 2



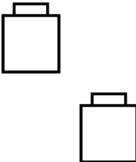
- Count the base blocks.
- Cut and paste to match.
- Colour the picture.





	tens	ones
		



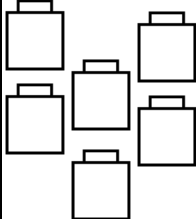
   





	tens	ones
		

	tens	ones
		

	tens	ones
		

16

31

12


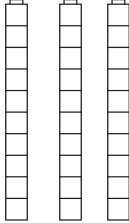
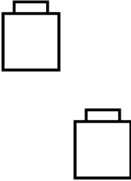

22


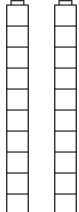
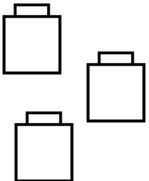

Directions:  
Cut out circle numbers  
label paste them in tens  
and ones boxes.


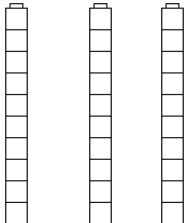
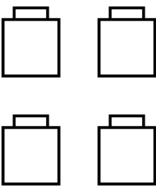




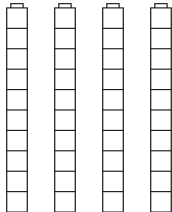


# Fall Place Value 3

- Count the base blocks.
- Cut and paste to match.
- Colour the picture.

	<b>tens</b>	<b>ones</b>
		
		

	<b>tens</b>	<b>ones</b>
		
		

	<b>tens</b>	<b>ones</b>
		
		

	<b>tens</b>	<b>ones</b>
		
		

34

41

32


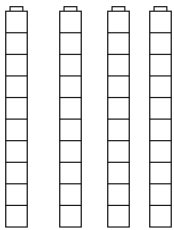
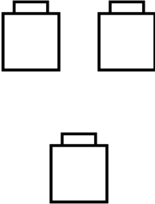
23





Directions:  
Cut out circle numbers  
label paste them in tens  
and ones boxes.


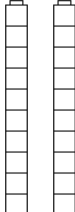
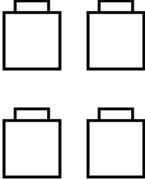






# Fall Place Value 4



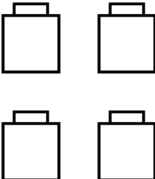
- Count the base blocks.
- Cut and paste to match.
- Colour the picture.





	<b>tens</b>	<b>ones</b>
		





   





	<b>tens</b>	<b>ones</b>
		

	<b>tens</b>	<b>ones</b>
		

	<b>tens</b>	<b>ones</b>
		 

52

14



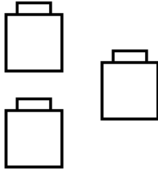


24


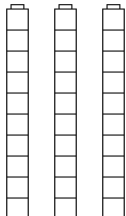



43



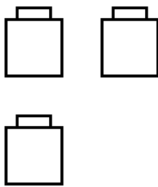


Directions:  
Cut out circle numbers  
label paste them in tens  
and ones boxes.


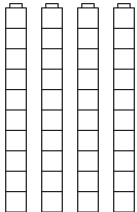
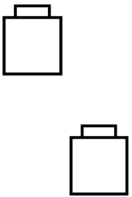


# Fall Place Value 5

- Count the base blocks.
- Cut and paste to match.
- Colour the picture.

	tens	ones
		
		

	tens	ones
		
		

	tens	ones
		
		

	tens	ones
		
		

42

31

13




53


Directions:



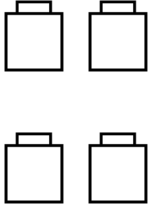
Cut out circle numbers  
label paste them in tens  
and ones boxes.


# Fall Place Value 6



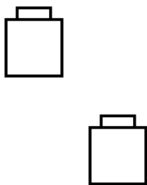
- Count the base blocks.
- Cut and paste to match.
- Colour the picture.


	tens	ones
		


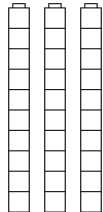
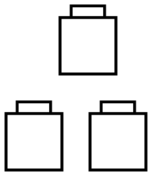



	tens	ones
		



	tens	ones
		



	tens	ones
		



12

51

33

44

Directions:  
Cut out circle numbers  
label paste them in tens  
and ones boxes.