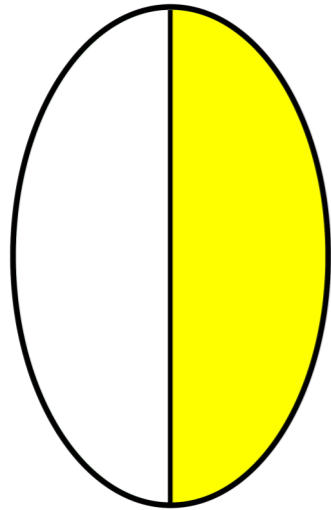



Identify Fractions Shapes

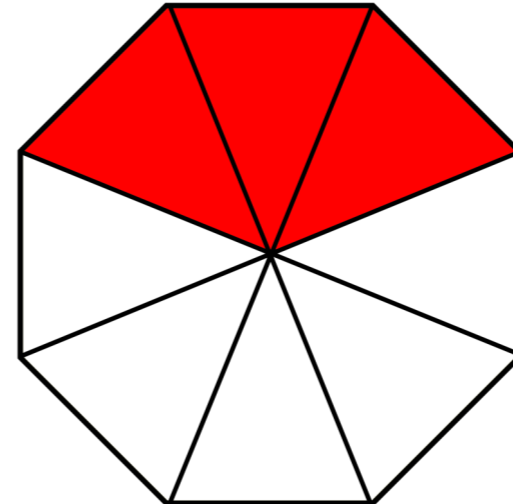
What fraction of the shapes is shaded, and circle the correct answer.



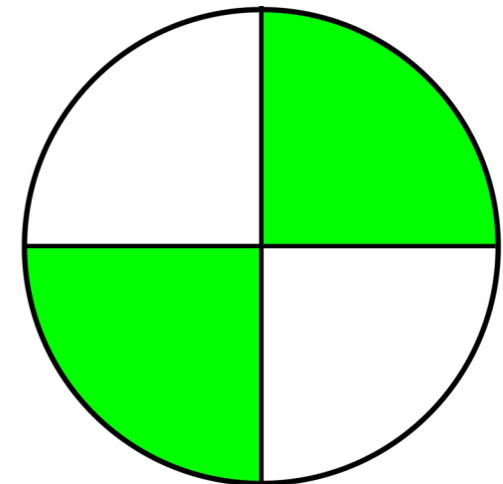
$\frac{1}{2}$ $\frac{1}{6}$ $\frac{1}{4}$



$\frac{4}{1}$ $\frac{1}{8}$ $\frac{1}{4}$



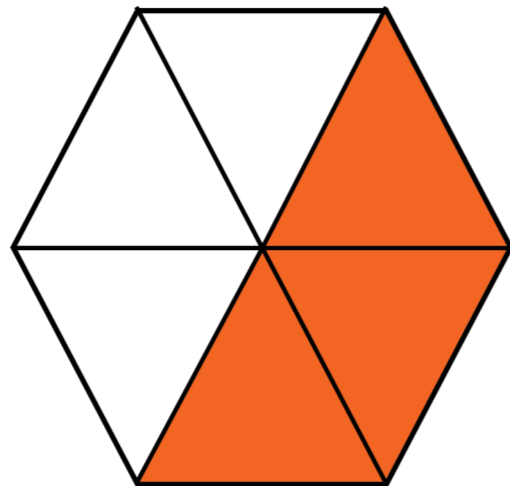
$\frac{3}{6}$ $\frac{3}{8}$ $\frac{3}{4}$



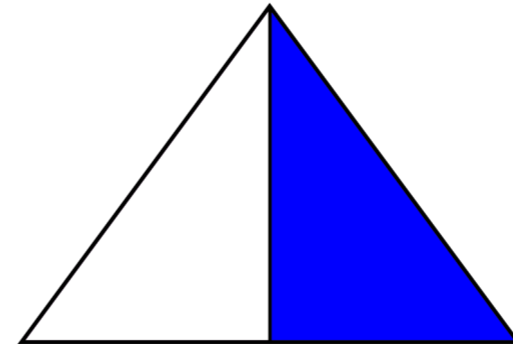
$\frac{4}{2}$ $\frac{1}{3}$ $\frac{2}{4}$



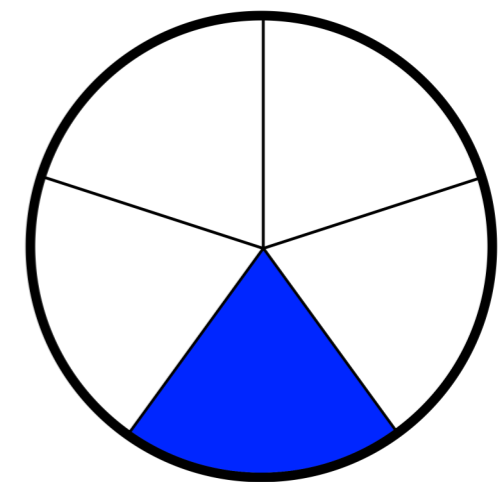
$\frac{2}{4}$ $\frac{1}{4}$ $\frac{4}{2}$



$\frac{6}{3}$ $\frac{3}{6}$ $\frac{2}{3}$



$\frac{1}{2}$ $\frac{2}{3}$ $\frac{2}{1}$



$\frac{1}{5}$ $\frac{5}{1}$ $\frac{4}{5}$