

# Learning About Canadian Dime Booklet



Name: \_\_\_\_\_

# Dime

Back



Front



A dime is  
\_\_\_\_\_ cent

Circle and colour the dimes Yellow:



## Count the money


Count the dimes and write the amounts.




\_\_\_\_\_

# Colour in the amount:


0.30 ¢




0.60 ¢



0.40 ¢



0.20 ¢




# Counting Dimes:


Count the dimes and write the amount below.



\_\_\_\_\_ ¢



\_\_\_\_\_ ¢




\_\_\_\_\_ ¢



\_\_\_\_\_ ¢



\_\_\_\_\_ ¢



\_\_\_\_\_ ¢



\_\_\_\_\_ ¢

# Identify the dime

# Dime

Circle one correct answers.

Write and trace the word.

- Quarter
- Dime
- Nickel



\_\_\_\_\_

Dime

# How Much:

Write how many dimes coin it takes to make a dollar.



= 1 Dollar

\_\_\_\_\_

# Sports

Read the sentence and draw groups of dimes below to  
Make \$ 3.00

Jeff wants to buy 4 baseballs for \$ 1.00 and 1  
baseball gloves for 2.00 dollars. How many dimes  
does Jeff need to make \$ 3.00

